

School Re-organisation Dashboard - 01 April 2016

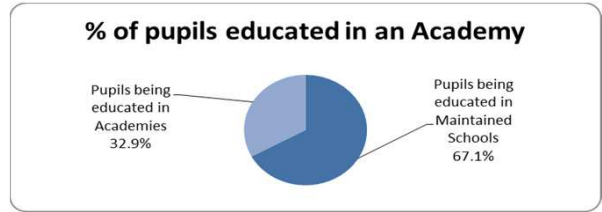
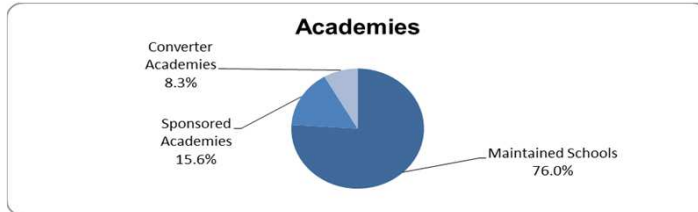
Academies

Schools

Schools	Academies			% of Schools that are Academies
	Sponsored	Converter	TOTAL	TOTAL
Primary: TOTAL	23	0	23	15.1%
Secondary: TOTAL	7	6	13	48.1%
Special: TOTAL	0	8	8	80.0%
All Through: TOTAL	0	1	1	50.0%
PRU: TOTAL	0	1	1	100.0%
Total: 192	30	16	46	24.0%

Pupils

Numbers on roll (Jan 15 census)	Number of pupils on roll in Academies	% of pupils educated in an Academy
TOTAL	TOTAL	TOTAL
Primary: 38419	Primary: 7720	Primary: 20.1%
Secondary: 24690	Secondary: 12214	Secondary: 49.5%
Special: 936	Special: 751	Special: 80.2%
All Through: 1450	All Through: 862	All Through: 59.4%
PRU: 47	PRU: 47	PRU: 100.0%
Total: 65542	Total: 21594	Total: 32.9%



Future Academies...

Schools

Number of schools in the process of becoming an Academy			Number of schools actively seeking Academy status	
Sponsored	Converter	TOTAL	TOTAL	
Primary: 2	0	2	Primary: 0	0
Secondary: 1	0	1	Secondary: 0	0
Special: 0	0	0	Special: 0	0
TOTAL: 3	0	3	TOTAL: 0	0

Free Schools, Studio Schools and University Technology Colleges

Free Schools	
	TOTAL
Primary:	1
Secondary:	0
Special:	0
Total:	1

Studio Schools	
	TOTAL
Primary:	0
Secondary:	1
Special:	0
Total:	1

University Technology Colleges	
	TOTAL
Primary:	0
Secondary:	1
Special:	0
Total:	1

Federations*

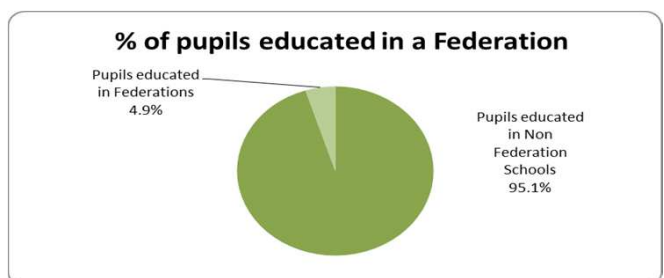
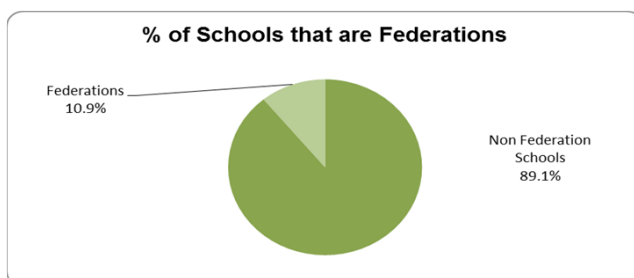
*Federations - are where two or more schools are working together with one executive head teacher and one governing body

Schools

Schools	Federations	% of Schools that are Federations
TOTAL	TOTAL	TOTAL
Primary: 152	Primary: 19	Primary: 12.5%
Secondary: 27	Secondary: 0	Secondary: 0.0%
Special: 10	Special: 2	Special: 20.0%
All Through: 2	All Through: 0	All Through: 0.0%
PRU: 1	PRU: 0	PRU: 0.0%
Total: 192	Total: 21	Total: 10.9%

Pupils

Numbers on roll	Number of pupils on roll in Federations	% of pupils educated in a Federation
TOTAL	TOTAL	TOTAL
Primary: 38419	Primary: 3004	Primary: 7.8%
Secondary: 24690	Secondary: 0	Secondary: 0.0%
Special: 936	Special: 216	Special: 23.1%
All Through: 1450	All Through: 0	All Through: 0.0%
PRU: 47	PRU: 0	PRU: 0.0%
Total: 65542	Total: 3220	Total: 4.9%



School Re-organisation Dashboard - 01 April 2016

Collaborations*

* Collaborations - are where two or more schools are working in partnership, with one executive head teacher but separate governing bodies for each school

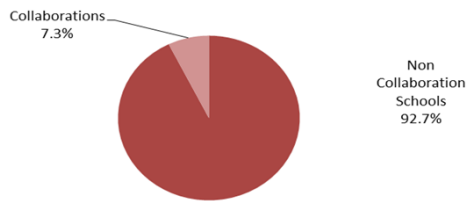
Schools

Schools	Collaborations	% of Schools that are Collaborations
TOTAL	TOTAL	TOTAL
Primary: 152	Primary: 14	Primary: 9.2%
Secondary: 27	Secondary: 0	Secondary: 0.0%
Special: 10	Special: 0	Special: 0.0%
All Through: 2	All Through: 0	All Through: 0.0%
PRU: 1	PRU: 0	PRU: 0.0%
Total: 192	Total: 14	Total: 7.3%

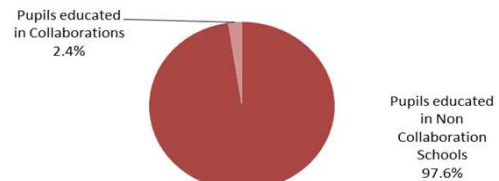
Pupils

Numbers on roll	Number of pupils on roll in Collaborations	% of pupils educated in a Collaboration
TOTAL	TOTAL	TOTAL
Primary: 38419	Primary: 1554	Primary: 4.0%
Secondary: 24690	Secondary: 0	Secondary: 0.0%
Special: 936	Special: 0	Special: 0.0%
All Through: 1450	All Through: 0	All Through: 0.0%
PRU: 47	PRU: 0	PRU: 0.0%
Total: 65542	Total: 1554	Total: 2.4%

% of Schools that are Collaborations



% of pupils educated in a Collaboration



Managed Partnerships*

* Managed Partnerships are short term arrangements to ensure leadership solutions for one of the schools.

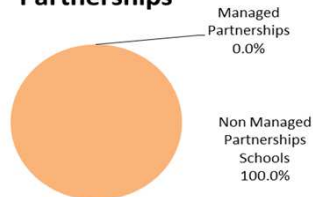
Schools

Schools	Managed Partnerships	% of Schools that are Managed Partnerships
TOTAL	TOTAL	TOTAL
Primary: 152	Primary: 0	Primary: 0.0%
Secondary: 27	Secondary: 0	Secondary: 0.0%
Special: 10	Special: 0	Special: 0.0%
All Through: 2	All Through: 0	All Through: 0.0%
PRU: 1	PRU: 0	PRU: 0.0%
Total: 192	Total: 0	Total: 0.0%

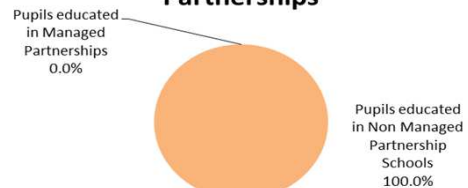
Pupils

Numbers on roll	Number of pupils on roll in Managed Partnerships	% of pupils educated in a Managed Partnerships
TOTAL	TOTAL	TOTAL
Primary: 38419	Primary: 0	Primary: 0.0%
Secondary: 24690	Secondary: 0	Secondary: 0.0%
Special: 936	Special: 0	Special: 0.0%
All Through: 1450	All Through: 0	All Through: 0.0%
PRU: 47	PRU: 0	PRU: 0.0%
Total: 65542	Total: 0	Total: 0.0%

% of Schools that are Managed Partnerships



% of pupils educated in a Managed Partnerships

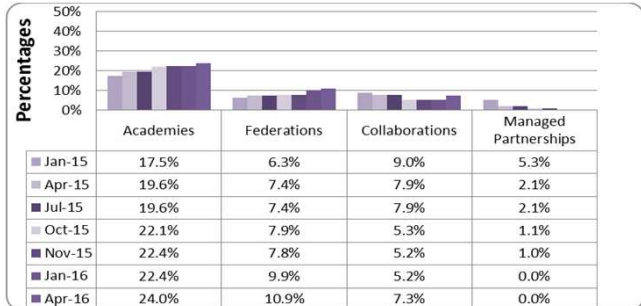
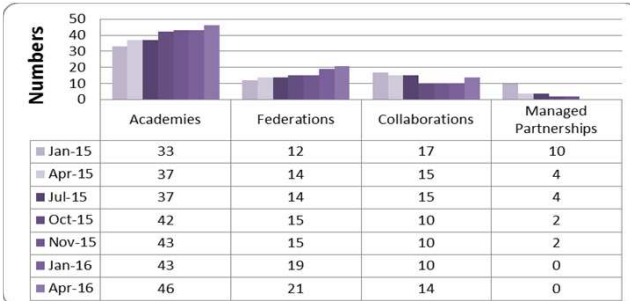


School Re-organisation Dashboard - 01 April 2016

Trend Data

Comparisons from January 2015 to April 2016

Schools



Pupils

